

DAVINCI



Precision Herbal Inhaler

Owner's Manual



Built responsibly since 2012

WELCOME TO THE DAVINCI FAMILY!

CLEAN FIRST™ TECHNOLOGY

DaVinci promises to build with only the cleanest componentry. No metals or plastics are used in our sealed zirconia/glass airpath providing purity to the connoisseur.



KNOW YOUR IQ CORE

1. Zirconia Mouthpiece
2. Zirconia "Flavor Chamber" Vapor Path
3. 18650 Battery
4. Onboard Pick Tool
5. LED Display
6. Control Button
7. Up / Down Navigation Buttons
8. "Pearl" Zirconia Adjustable Spacer
9. Glass Lined Ceramic Oven Access



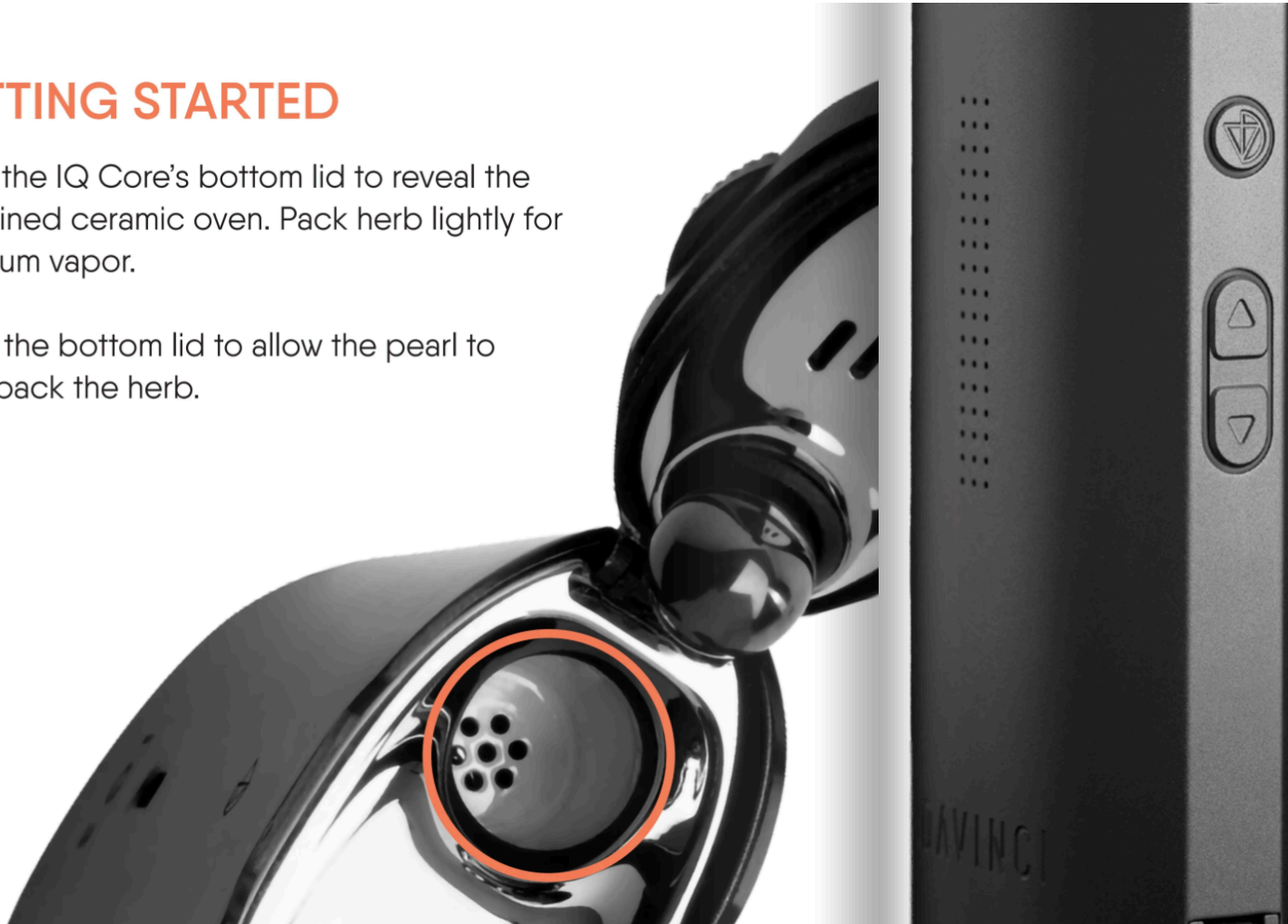
INCLUDED:

1x IQ Core Device, 1x 18650 (in device), 1x Battery Tab (in device), 2x Stickers, 1x Owner's Manual, 1x 10mm Zirconia Water Adapter, 1x 10mm Water Adapter Gasket, 1x Extra Pick Tool, 3x Alcohol Wipes, 1x 3-ft Braided Nylon Type-C Cable.

GETTING STARTED

Open the IQ Core's bottom lid to reveal the glass lined ceramic oven. Pack herb lightly for maximum vapor.

Close the bottom lid to allow the pearl to firmly pack the herb.



● x5

Power IQ Core on/off by clicking the control button five times.



Adjust the temperature up and down using the navigation buttons. Choose from the four preset ranges called Smart Paths™. IQ Core is programmed to start in Smart Path 3 (390–410°F).

IQ CORE WILL VIBRATE WHEN TARGET TEMPERATURE IS REACHED.

SMART PATH™ MODE

The Smart Paths™ are preset temperature experiences that will gradually increase the temperature over an 8 minute session.

Switch between Smart Paths™ by pressing the up or down buttons while in Smart Path™ mode.



REST

Start Temp: 410°F / 210°C
End Temp: 430°F / 221°C



BODY

Start Temp: 390°F / 199°C
End Temp: 410°F / 210°C



MIND

Start Temp: 370°F / 188°C
End Temp: 390°F / 199°C



FLAVOR

Start Temp: 350°F / 176°C
End Temp: 370°F / 188°C





PRECISION MODE

● x1

then,



or



When in Smart Path™ mode, click the control button once to display current temperature.

To enter precision mode, click the control button once display temperature, then quickly adjust up or down to select your preferred temperature.

DaVinci heats to within one degree of accuracy so that the user may extract active compounds at their precise boiling point.

BOOST MODE

BOOST

To boost your IQ Core quickly to 430°F (210°C), press and hold the control button. Continue to hold the control button to maintain maximum temperature. To exit boost and return to the previous temperature, press the up or down button anytime. Control button will turn red during this function. Close the bottom lid to allow the pearl to firmly pack the herb.

STANDBY

While in the boost mode, release the control button to engage standby mode. This will cool down your IQ Core, conserving material and battery life. After two minutes in standby, your IQ Core will power down.



● x1

then,

▲ x1

or

▼ x1

STEALTH MODE

IQ Core comes in Stealth Mode. To adjust LED display to full brightness, click the control and up buttons together once.

Dim the LED display by clicking the control and down buttons together once.



°F | °C TOGGLE DISPLAY

Toggle between Fahrenheit and Celsius by clicking all three buttons at once.



● x1

▲ x1

▼ x1

TEMP CHECK ●

In order to check your IQ Core temperature while in Smart Path mode, press the control button once.

FACTORY RESET

While the device is turned off, press all three buttons and hold for 10 seconds until device vibrates.



BLUETOOTH FUNCTION

To turn on or off the Bluetooth connectivity directly from the device, press the up and down navigation buttons together five times within a four second time frame.

x5



Disconnecting Bluetooth when not in use will save battery life. Bluetooth will automatically disconnect from device when less than 3% battery capacity remains.

Control button will turn blue.

BATTERY LIFE

Press the up and down button together to check the battery level. Your IQ Core will vibrate when 10% remains.

CHARGING THE 18650 BATTERY

Your IQ Core comes with a rechargeable and replaceable flat-top 18650 battery. To charge the battery while it is still in your IQ Core, insert the provided USB-C cable into the USB-C port on the back of the IQ Core.

Charge Time: Approximately 2 Hours



IMPORTANT BATTERY WARNING



The IQ Core 18650 lithium-ion battery may burn if mistreated. To avoid explosion, fire, serious injury, environmental harm, short-circuits or malfunctions, follow these guidelines:

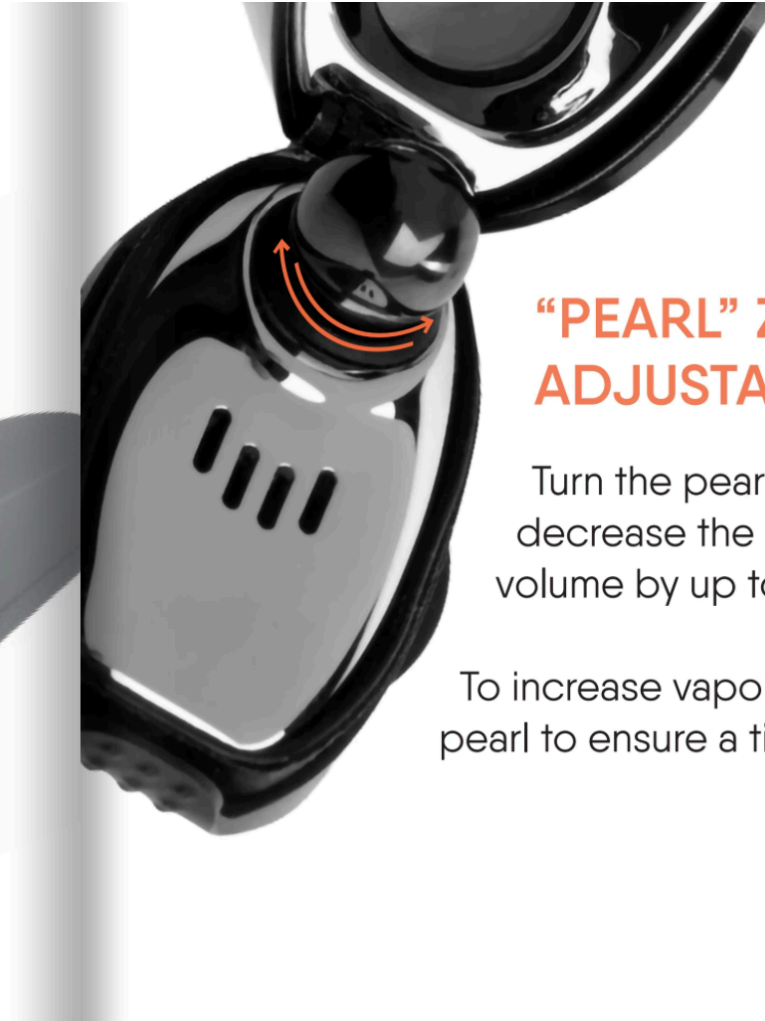
- Always store loose batteries in a protective cover.
- Never carry unprotected loose batteries on your body.
- Do not use if the battery wrapper is damaged.
- Do not use if there are any signs of corrosion.
- Do not disassemble or short circuit.
- Do not store your IQ Core or battery near heat sources.
- Do not use your IQ Core if it is unusually hot to the touch.
- Only use the DaVinci flat top 18650 battery.
- Always dispose of lithium-ion batteries in accordance with local requirements.
- Never dispose of battery in fire water.

DaVinci is not responsible for any damage or injury caused by the use, misuse or mishandling of rechargeable batteries.

ONBOARD PICK TOOL

Located under the upper lid and along the inner wall, the pick tool is used to:

1. Remove the flavor chamber
2. Stir and pack herbs
3. Remove dosage pod
4. Remove clogged particulates



“PEARL” ZIRCONIA ADJUSTABLE SPACER

Turn the pearl to increase or decrease the oven chamber volume by up to 50%.

To increase vapor density, adjust the pearl to ensure a tightly packed oven.

ZIRCONIA VAPOR PATH AND “FLAVOR CHAMBER”

Your IQ Core zirconia ceramic vapor path assists in cooling your vapor and doubles as a container for herbs. Use the pick tool to remove the flavor chamber for cleaning, filling or replacement.



10 MM ZIRCONIA WATER ADAPTER

Your IQ Core comes fitted with a flat mouthpiece for discreet, hygienic use. For use with water filtration systems, remove the flat mouthpiece and replace with the 10mm adapter.



CLEANING

To keep your IQ Core working optimally, we recommend that all parts that come in contact with vapor are cleaned regularly. Soak the mouth piece and flavor chamber in isopropyl alcohol as needed and finish with a rinse of water. Clean all other parts of the vapor path and unit with isopropyl alcohol until clean.

Do not use abrasive materials to clean the device, oven or vapor path as damage may occur.




WARNINGS


1. Do not use IQ Core if it appears to be damaged, broken or is operating in an unusual manner.
2. This unit contains hot components. Use extreme caution to avoid burns.
3. Keep your IQ Core out of reach of children and pets.
4. Do not submerge in liquid.
5. Only use DaVinci approved batteries in the IQ Core. This product contains lithium-ion batteries. All rechargeable batteries have inherent risks under any circumstances. Use caution with lithium-ion batteries as they have dangerous charging characteristics and are known to explode or burn if mishandled. A purchaser and user of rechargeable batteries, especially as to charging, discharging, assembly and storage. We are not responsible for any damage and/or injury caused by the use, misuse or mishandling of the product or rechargeable batteries.

CERTIFICATIONS

 CE – Certificate of Conformity – EU

RoHS Product level compliance based on the European Union's Directive 2002/95/FC, the Restriction of the Use of Certain Hazardous Substances in Electrical and Electronic Equipment

 Equipment authorization issued by an FCC-recognized Telecommunication Certification Body

 The European Community Directive 2012/19/EU on waste electrical and electronic equipment (WEEE)

WARRANTY

5 YEAR LIMITED WARRANTY INFORMATION

DaVinci Tech warrants DaVinci IQ Core (not its accessories) against defects in materials and workmanship under normal use for a period of five (5) years from the date of retail purchase by the original end-user purchaser with proof of purchase. If a physical defect arises and a claim is received within the warranty period, at its option and to the extent permitted by law, DaVinci Tech will either (1) Repair the product defect, or (2) Exchange the product with a product that is new or is a functionally equivalent product. Customer is responsible for bearing the cost of freight in order to receive warranty support.

The limited warranty does not apply to normal performance degradation of materials, wear and tear of hinges, mouthpiece or neglecting to adhere to cleaning instructions. Please contact the DaVinci support team for any needed customer service. For expedited service, register your product and sign up for DaVinci's VIP Customer Service Program.

For full warranty details go to: davincitech.com/support

DISCLAIMER

We are not responsible for any damage and/or injury caused by the use, misuse or mishandling of the product or rechargeable batteries.

IQ Core is not a medical device and is not regulated by the FDA. All medical diagnoses should be treated as instructed by a medical physician.

This device is intended to be used for aromatherapy purposes in accordance with local law.

THANK YOU

for being part of the DaVinci Family.

To learn about and claim your 5 year warranty, register your device at davincitech.com/register.